

# QUARTZ RANGE


## STANDARD BLENDS



Crystal  
QB-1001




Solstice  
QB-1003




Oyster  
QB-1004




Oxford  
QB-1005



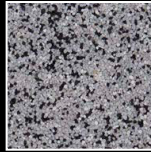
Quicksand  
QB-1006




Dalmatian  
QB-1007



Eclipse  
QB-1008



Matrix  
QB-1009



Twilight  
QB-1010




Breaking Dawn  
QB-1011



Biscuit  
QB-1013



Davenport  
QB-1014



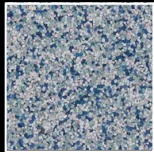
Tradewinds  
QB-1016




Aquarium  
QB-1017




New Moon  
QB-1018



Marina  
QB-1019



Clearwater  
QB-1020



Ruby

DISCLAIMER: The colors shown in this catalog may not be exact due to printing process limitations. For absolute color fidelity, colors should always be chosen from physical samples.

# QUARTZ RANGE

## FUNCTIONAL RESILIENCE

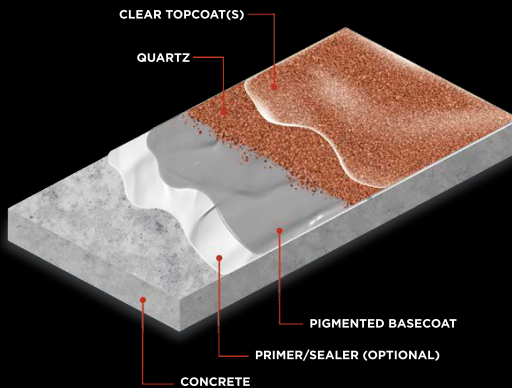
QUARTZ flooring aggregate is used to protect and enhance the durability of high-performance flooring systems while maintaining superior chemical and abrasion resistance. The texture of QUARTZ can also be used to provide varying levels of anti-slip protection.

## DESIGN OPTIONS

For everyday spaces, choose from our extensive collection of professionally designed color patterns.

For special projects, open the door to new possibilities and custom design QUARTZ patterns from a selection of 25 solid colors.

## TYPICAL QUARTZ SYSTEM



## SIDE PROFILE



40-S

## QUARTZ COVERAGE RATE RECOMMENDATIONS

QUARTZ Grade	Full Coverage (Double Broadcast)	
	<i>Imperial</i>	<i>Metric</i>
40-S Broadcast Grade	1/2 LB/SF	0.10 m <sup>2</sup> /KG

Coverage rates may vary depending on customer preferences and application techniques.